

Modular Cooking Range Line EVO900 Sink Top with Water Column, 400 mm

ITEM # _____

MODEL # _____

NAME # _____

SIS # _____

AIA # _____



392236 (Z9SUNDQ000)

 Sink top with water mixing tap,
1/2 module

Short Form Specification

Item No. _____

930mm deep unit with 1,5mm thick AISI 304 stainless steel worktop and exterior panels in Stainless Steel with Scotch Brite finishing. AISI 304 well, 1mm-thick and 150mm deep with GN 1/1 dimensions. Features tap with hot and cold water knobs and right-angled side edges to allow flush fitting joints between units, eliminating gaps and possible dirt traps.

Main Features

- Well with GN1/1+GN1/3 dimensions, 160mm deep.
- Top configuration allows installation on ambient base only (not possible to install on refrigerated nor freezer base).
- Suitable for countertop installation.
- Mixing tap with hot and cold water connection.

Construction

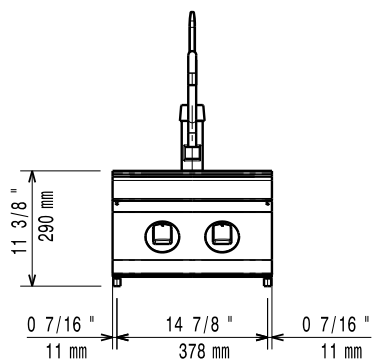
- Model has right-angled side edges to allow flush fitting joints between units, eliminating gaps and possible dirt traps.
- All exterior panels in Stainless Steel with Scotch Brite finishing.
- AISI 304 well, 1,2 mm-thick.
- Side and rear panel in AISI 304 stainless steel.
- AISI 304 stainless steel worktop, 2mm thick.
- Unit is 900mm deep to give a larger working surface area.

Optional Accessories

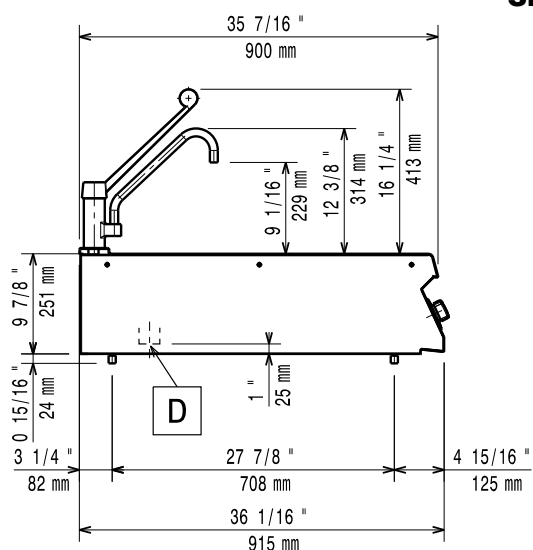
- | | | |
|---|------------|--------------------------|
| • Junction sealing kit | PNC 206086 | <input type="checkbox"/> |
| • Support for bridge type installation, 800 mm | PNC 206137 | <input type="checkbox"/> |
| • Support for bridge type installation, 1000 mm | PNC 206138 | <input type="checkbox"/> |
| • Support for bridge type installation, 1200 mm | PNC 206139 | <input type="checkbox"/> |
| • Support for bridge type installation, 1400 mm | PNC 206140 | <input type="checkbox"/> |
| • Support for bridge type installation, 1600 mm | PNC 206141 | <input type="checkbox"/> |
| • Support for bridge type installation, 400 mm | PNC 206154 | <input type="checkbox"/> |
| • Side handrail for right/left hand | PNC 206165 | <input type="checkbox"/> |
| • Frontal handrail 400 mm | PNC 206166 | <input type="checkbox"/> |
| • Frontal handrail 800 mm | PNC 206167 | <input type="checkbox"/> |
| • Half module overshelf | PNC 206183 | <input type="checkbox"/> |
| • Large handrail (portioning shelf) 400 mm | PNC 206185 | <input type="checkbox"/> |
| • Large handrail (portioning shelf) 800 mm | PNC 206186 | <input type="checkbox"/> |
| • Frontal handrail 1200 mm | PNC 206191 | <input type="checkbox"/> |
| • Frontal handrail 1600 mm | PNC 206192 | <input type="checkbox"/> |
| • Chimney upstand, 400 mm | PNC 206303 | <input type="checkbox"/> |
| • 2 side covering panels, height 250 mm, depth 900 mm | PNC 206321 | <input type="checkbox"/> |

APPROVAL: _____

Modular Cooking Range Line EVO900 Sink Top with Water Column, 400 mm



Front

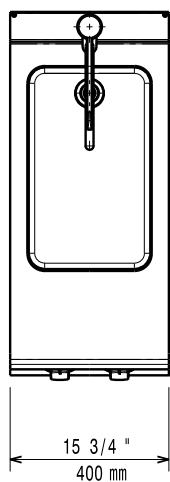


Side

CWI1 = Cold Water inlet 1
(cleaning)

D = Drain

HWI = Hot water inlet



Top

Water:

Water cold/hot pipe size	1/2"
---------------------------------	------

Key Information:

External dimensions, Width: 400 mm

External dimensions, Depth: 900 mm

External dimensions, Height: 250 mm

Net weight: 20 kg